

Weber State University Commuter Survey Results

Thank you for participating in the Weber State University Commuter Survey. The Energy and Sustainability Office at Weber State University primarily conducted this survey to estimate the total amount of carbon emissions produced by WSU commuting activity. Annually, the Energy & Sustainability Office collects data on WSU's total carbon emissions and reports on the University's progress towards meeting the carbon reduction targets outlined in WSU's Climate Action Plan. The Climate Action Plan can be found at: http://www.weber.edu/environment/green_initiatives.html

Another objective of the survey was to gain a better understanding of why different modes of transportation are favored by WSU faculty, students and staff. Finally, the Energy and Sustainability Office was hoping to determine which potential incentives or programs might encourage the use of alternative modes of transportation.

Surveys were emailed to a random sample of WSU students and to a random sample of WSU staff and faculty. A total of 337 students and 268 faculty/staff completed the survey.

Survey Results: Part I

The first half of the survey asked respondents to identify which campuses they travel to, how far their home is located from each campus, the number of days traveled to each campus per week and the mode(s) of transportation used to travel to each campus. This information was used to calculate the total mileage traveled each year by students, faculty and staff for each mode of transportation. Mileage information was then used to estimate WSU's commuting carbon footprint.

Tables 1 and 2 provide information on the number of respondents traveling to the Ogden Campus, the Davis Campus, or neither campus. Students, faculty and staff do also commute to other WSU facilities. However, 98% of the WSU population travels primarily to the Ogden or Davis campuses. For simplification purposes, survey questions addressed the Ogden and Davis campuses only.

Table 1: Sample Student Population

Campus Travel	Number of Students
Travel to Ogden campus	302
Travel to Davis campus	110
Do not travel to campus	15
Total Responses	427
Total Respondents	337

Table 2: Sample Faculty/Staff Population

Campus Travel	Number of Faculty/Staff
Travel to Ogden campus	262
Travel to Davis campus	60
Total Responses	322
Total Respondents	268

If survey respondents indicated that they traveled to one or both campuses, they were asked to indicate how many miles they live from each campus they travel to. Average distance from each campus (for each subgroup) is reported in Tables 3 and 4.

Table 3: Average Distance Students Live From the Ogden and Davis Campuses

Average Distance From Ogden Campus	15 miles
Average Distance From Davis Campus	13 miles

Table 4: Average Distance Faculty and Staff Live From the Ogden and Davis Campuses

Average Distance From Ogden Campus	12 miles
Average Distance From Davis Campus	17 miles

Survey respondents were asked to indicate the percentage of time they utilize different modes of transportation to travel to each campus. Questions regarding modes of transportation used during the academic year versus during the summer were asked to see if commuting behavior varied by season. Figures 1 and 2 report the percentage of students utilizing various modes of transportation (driving alone, carpooling, taking the bus, taking the Frontrunner, bicycling and walking) to travel to the Ogden and Davis campuses during the academic year and summer. Figures 3 and 4 provide the same information for faculty and staff.

Figure 1: What percentage of the time students utilize the following modes of transportation to travel to WSU Ogden Campus

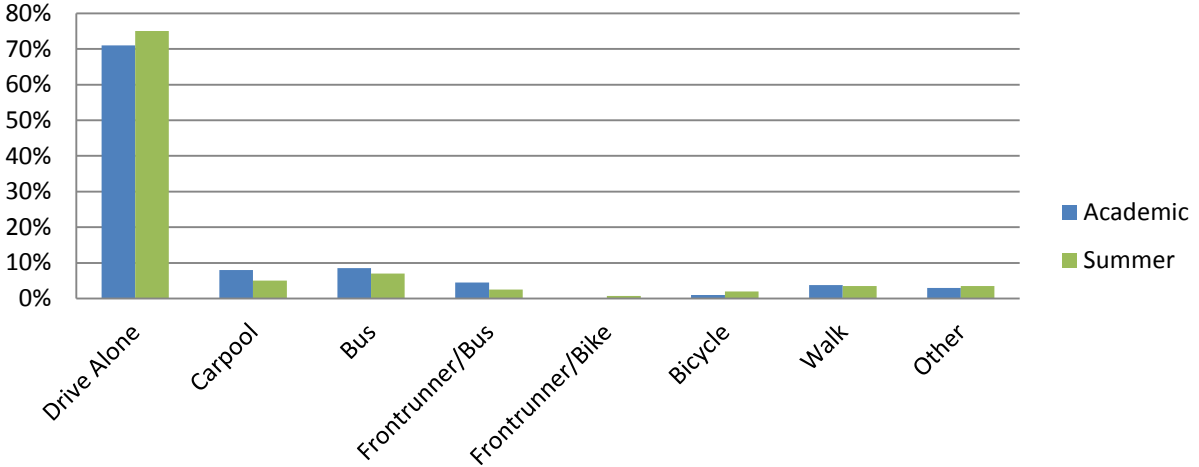


Figure 2: What percentage of the time students utilize the following modes of transportation to travel to WSU Davis Campus

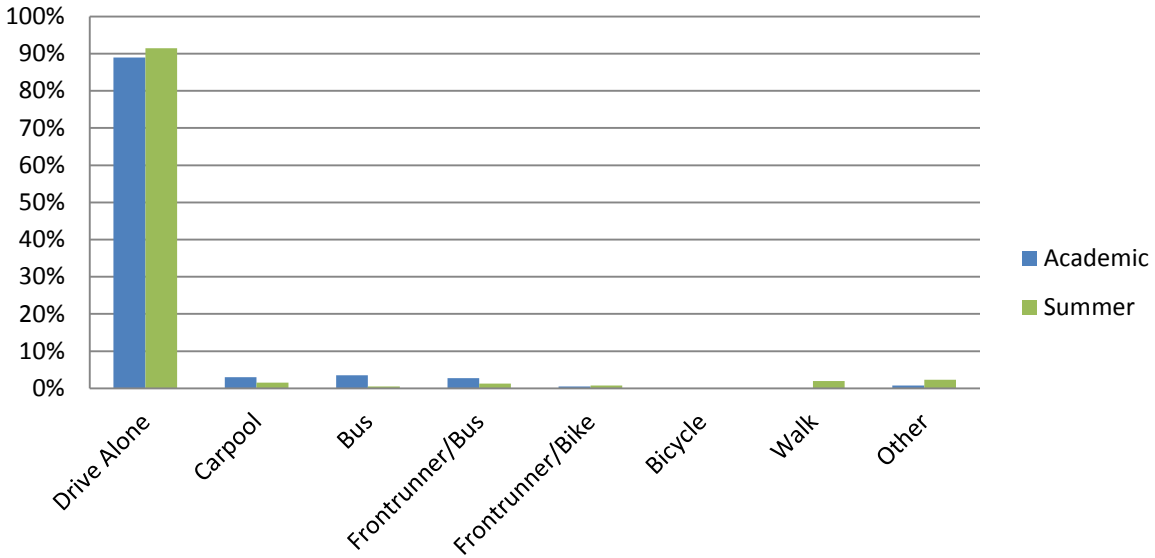


Figure 3: What percentage of the time faculty and staff utilize the following modes of transportation to travel to WSU Ogden Campus

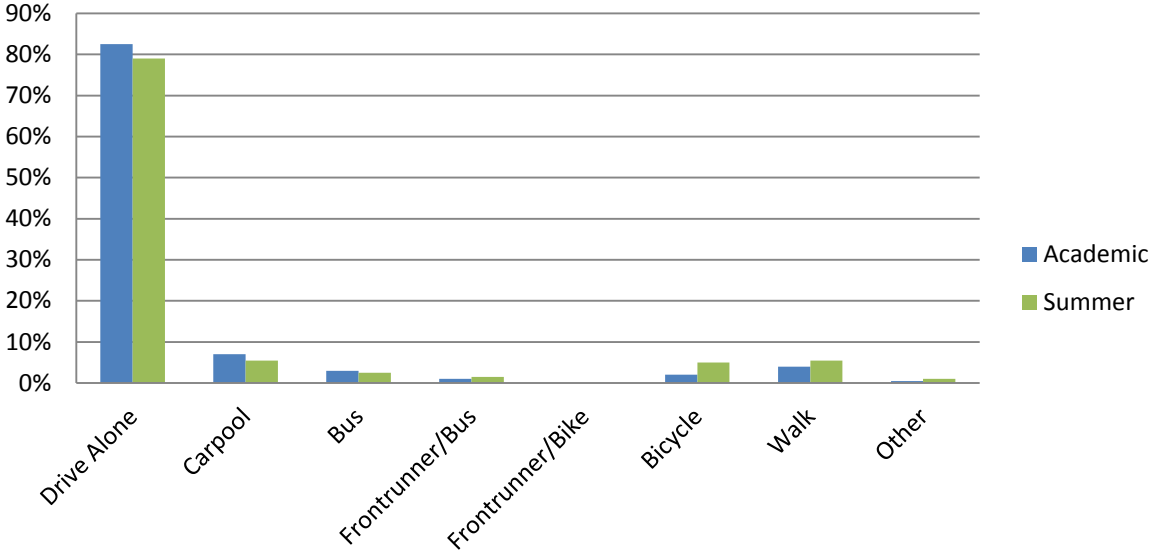
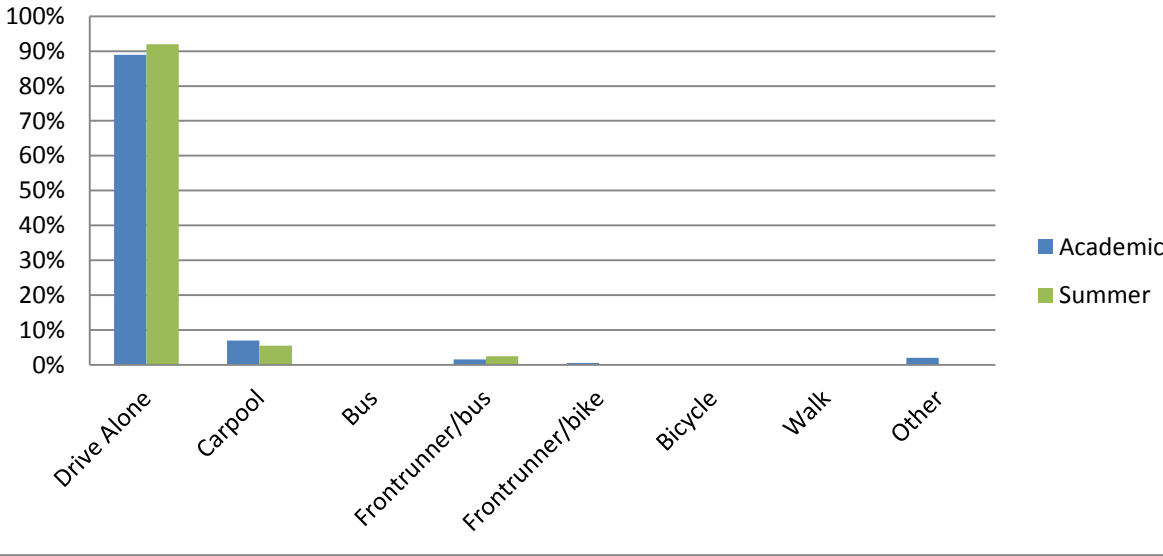


Figure 4: What percentage of the time faculty and staff utilize the following modes of transportation to travel to WSU Davis Campus



Survey Results: Part II

The second half of the survey focused on obtaining a better understanding of why different modes of transportation are favored by WSU faculty, students and staff as well as determining which potential

incentives or programs might encourage the use of alternative modes of transportation. Survey respondents who indicated that they drive alone to campus either some or all of the time were asked about the reasons in determining the choice to drive alone. The following are the top reasons students as well as faculty and staff chose to drive alone.

Table 5: Top reasons students as well as faculty and staff choose to drive alone

Reason	Number of student responses	Number of faculty/staff responses
Enables freedom to come and go as needed	130	123
Saves time	119	101
Irregular schedule	102	67
Need to make special trips before, during, or after WSU commitments	76	84
Too far to walk or bike	66	71
No one to carpool with	57	32
Public transit takes too long	45	32
Other	25	19
Public transit does not run frequently enough or conveniently	20	15
Want car for emergencies	16	24
Public transit is not available where I live	14	24
Prefer alone time	9	10
Weather-related	8	16
Public transit is unpleasant to ride on	7	0

Other/Comments:

Survey respondents who indicated that they drive alone to campus either some or all of the time or who indicated that they carpool some of the time were asked what might encourage them to carpool more frequently, ride public transit, or walk/ride a bike. The following incentives/services are ranked based on the responses that were most popular amongst the student population and the faculty/staff population.

Table 6: Top incentives/services that would encourage students as well as faculty and staff to carpool

Incentive/Service	Number of student responses	Number of faculty/staff responses
Reduced price parking pass for carpools	156	62
Reserved parking for carpools	142	53
Incentives for carpools	118	59
Help finding carpool partners	114	40
Having a rental car available for emergencies or errands	41	34
Other	11	21

Other/comments:

Table 7: Top incentives/services that would encourage students as well as faculty and staff to ride public transit

Incentive/Service	Number of student responses	Number of faculty/staff responses
A free Ed Pass (UTA transit Pass)	162	82
Incentives for public transit riders (e.g. bookstore discounts)	106	43
Guaranteed ride home for personal emergencies	N/A	44
Having a rental car available for emergencies or errands	29	41
A direct (no stop) bus between Davis and Ogden campus	68	24
More information on public transit schedules and trip planning	73	25
Other	19	38

Other/comments:

Table 8: Top incentives/services that would encourage students as well as faculty and staff to walk or ride a bike

Incentive/Service	Number of student responses	Number of faculty/staff responses
Dedicated walking/bike paths	55	56
Incentives for walkers/bikers (e.g. bookstore discount)	64	42
A place to shower and change my clothes	26	37
Covered bike racks or bike lockers	60	36
A few free day parking passes to use as necessary	68	27
Having lockers on campus to store personal items	66	24
Other	19	16

Other/comments:

Table 9: Reasons people chose to take public transit, walk, or ride a bike to campus

Reason	Number of student responses	Number of faculty/staff responses
Saves money	76	37
Parking is hard to find	47	1
Parking is costly	41	2
Reduces air pollution	40	37
Exercise	39	45
Less stress than driving	33	17
I can get work done on public transit	33	9
Share my car/do not have it all the time	16	5
I do not have a car	16	1

Other/comments:

The last survey question provided respondents with an opportunity to offer any additional comments and suggestions if desired. Comments addressed everything from clarification of survey responses and concern with survey question structure to elaboration on commuting behavior and explanations of personal circumstances. Some of the most frequent student comments included the following:

SECTION IN PROGRESS

- It is difficult to find parking at the Ogden Campus
- Parking on campus is expensive
- WSU should build a parking garage to provide more spaces
- The shuttles from the Dee Events Center need to run more frequently
- It is too far to park at the Dee Events Center
- Public transit is difficult to use because it:
 - a. Takes too long
 - b. Does not run frequently enough
 - c. Is not available where I live
 - d. Does not accommodate my schedule
 - e. Does not allow me to make additional trips off campus that I need to make
 - f. Is unpleasant to ride on
 - g. Does not provide sheltered bus/train stations and stops
 - h. Makes me motion sick
- The Ed Passes are greatly appreciated and are a good incentive for using public transportation

Some of the most frequent faculty/staff comments included the following:

- Public transit is difficult to use because:
 - a. It takes too long
 - b. I have heavy books/supplies to carry
 - c. Stops are too far away
 - d. It does not run at the time that I need it
 - e. Needs to run more frequently
 - f. It does not allow me to make additional trips off campus that I need to make
 - g. It is not available where I live
 - h. It is unpleasant during snowy, rainy or cold weather
- There needs to be a shuttle between the Davis and Ogden Campuses

- Cannot use alternative forms of transportation because I need to drop off/pick-up kids, run errands, etc.
- I frequently use public transportation
- The Ed Passes are greatly appreciated and are a good incentive for using public transportation
- Biking is dangerous due to lack of bike lanes/routes and because motorists are not courteous/alert
- Walking is dangerous due to lack of sidewalks and because motorists are not courteous/alert
- I drive a hybrid
- I currently carpool
- I used to carpool, but no longer do for various reasons
- I drive due to my disability
- 4-day work week would be helpful