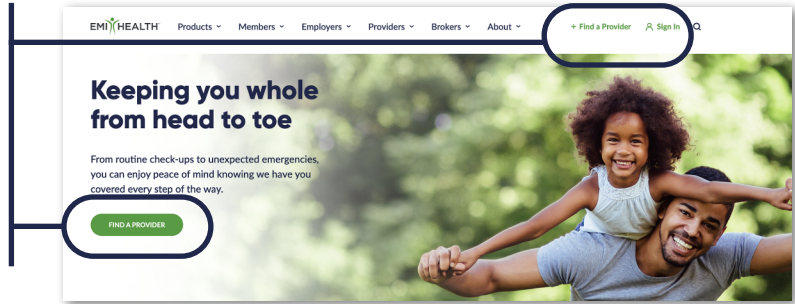


Online Services

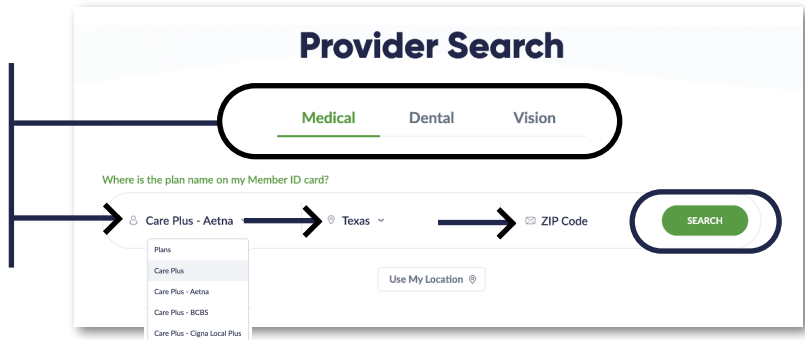
Finding a Provider

As a member of EMI Health, you can take advantage of a large choice of in-network providers locally and nationally. To find an in-network provider, follow these steps.

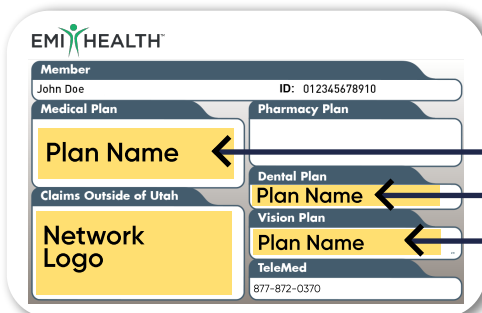
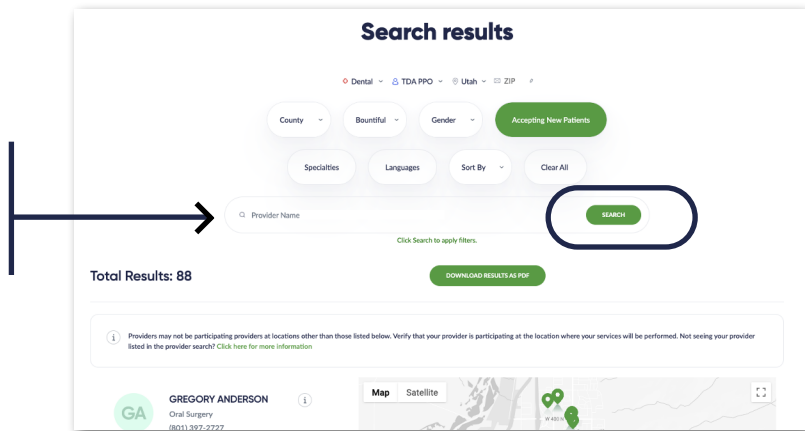
- 1 Go to **emihealth.com** and click on **+ FIND A PROVIDER** along the upper part of the home page, or use the green button below.



- 2 Click on either the **MEDICAL**, **DENTAL**, or **VISION** tab, Choose your **PLAN NAME** (see note below on how to locate your plan name) from the drop down menu, Choose your **STATE**, and click **SEARCH**.



- 3 Scroll down to see a list of participating providers along with their contact information. If you'd prefer to search for a specific provider, enter the **PROVIDER NAME** in the field and click the **SEARCH** button.



Locating your PLAN NAME on your ID Card:

You can find the searchable **Plan Name** within each category (medical/dental/vision) of your subscribed types of coverage. If applicable, there will be network logos for "within state" and "out-of-state" coverage networks.

Questions? 1 (800) 662-5851